

# WANDERER

## product overview

The most intrepid travelers will feel at home and welcomed by Wanderer, with its casual, comfortable, lived-in look and feel. Crafted to wear in and evolve over time, its tight grain with a hint of shine is versatile and appealing.



# WANDERER

## colorways



Fossil  
WAN02



Parcel  
WAN03




Au Natural  
WAN12



Eucalyptus  
WAN05




Emerald  
WAN06




Patriot Blue  
WAN01




Shiraz  
WAN07



Mare  
WAN08



Nuts  
WAN09



Raven  
WAN11

# WANDERER

## specifications

Content	European aniline-dyed cowhide
Finish	Durable protective finish, EDGE stain release
Size	Avg 50-55 sf
Average Usable Area	60" x 65"
Thickness	0.9-1.0 mm
Weight Per Square Foot	3.25 oz
Texture	Smooth
Colors Available	10 standard colors
Custom	Custom coloring available, 1,000 sf minimum
Applications	Residential, Hospitality, Contract, Marine, Retail
Use	Upholstery and vertical applications
Wellness	Greenguard Gold certified
EDGE Stain Release	Standard on all colors
Performance	Recommended for high-traffic areas, light to medium patina

## testing

Durability & Strength	Abrasion ASTM D4157: Pass (100,000 double rubs)
	Breaking Force ASTM 2208 (100lbs): Complies
	Crocking ASTM D 5053: Dry class 4-5/ Wet class 2-3
	Elongation ASTM D 2211 (20-50%): Complies
	Light Fastness 72hrs/ISO 105-B02: Class 3-4
	Tearing Strength ASTM D 4705 (15lbs): Complies
Flammability	Boston Fire Code (BFD 1X-1): Complies
	California Technical Bulletin 117-2013: Pass
	Cigarette Ignition Resistance (NFPA 260): Class 1
	Ignitability of Upholstered Seating by Smoldering & Flaming Sources (BS5852): Complies with FR treatment
	IMO Resolution A.652(16): Complies
	Surface Building Characteristic of Building Materials (ASTM E 84): Class B

## maintenance

If a spill or stain should occur, blot immediately with a clean, absorbent cloth or sponge. Do not rub with force or pressure. A drop of saddle soap on a damp cloth may remove dirt.



# WANDERER

## hide depiction

Avg 50-55 sf

Average Usable Area 60" x 65"

