

PILLOWS

product overview



Toss and go, reenergize a space with ease. Our pillows add flexible fun to any surrounding.

All of our pillows are customized for you. Simply choose your leather, shape, size, and style to take your accents to the next level.

CONSTRUCTION

Stuffed with 50/50 down and feather. 80/20 or Dacron stuffing available upon request. Standard finish is knife edging. Welting is available in three different sizes: Small= $\frac{1}{8}$ " ; Medium= $\frac{1}{4}$ " ; and Jumbo= $\frac{3}{4}$ ". Flange is available. Please specify flange width when ordering. Cavallini (hair-on hide) is not recommended for piping. All require a half hide order minimum per leather.

UPHOLSTERY

All Edelman leathers are available to specify.


LEAD TIME

2-3 weeks.

PILLOWS

styles

KNIFE EDGE EFPO6




Style: Knife Edge Pillow

Dimensions: 12" x 12"

Filling: 50/50 Down/Feather

Usage: 6-10 sf (½ hide min. requirement)

KNIFE EDGE EFPO7




Style: Knife Edge Pillow

Dimensions: 16" x 16"

Filling: 50/50 Down/Feather

Usage: 4-8 sf (½ hide min. requirement)

KNIFE EDGE EFPO2




Style: Knife Edge Pillow

Dimensions: 18" x 18"

Filling: 50/50 Down/Feather

Usage: 8-12 sf (½ hide min. requirement)

KNIFE EDGE EFPO1



Style: Knife Edge Pillow

Dimensions: 20" x 20"


Filling: 50/50 Down/Feather

Usage: 10-14 sf (½ hide min. requirement)

PILLOWS

styles


KNIFE EDGE EFPO4



Style: Knife Edge Pillow
Dimensions: 22" x 22"

Filling: 50/50 Down/Feather
Usage: 12-16 sf (½ hide min. requirement)


KNIFE EDGE EFPO5



Style: Knife Edge Pillow
Dimensions: 24" x 24"

Filling: 50/50 Down/Feather
Usage: 14-18 sf (½ hide min. requirement)

KNIFE EDGE EFPL01



Style: Knife Edge Pillow
Dimensions: 18" x 9"

Filling: 50/50 Down/Feather
Usage: 30 sf (½ hide min. requirement)

KNIFE EDGE EFPL02



Style: Knife Edge Pillow
Dimensions: 30" x 9"

Filling: 50/50 Down/Feather
Usage: 30 sf (½ hide min. requirement)

PILLOWS

styles

BOLSTER EFPB01



Style: Bolster Pillow

Dimensions: 23" x 9"

Filling: 50/50 Down/Feather

Usage: 30 sf (½ hide min. requirement)

BOLSTER EFPB02



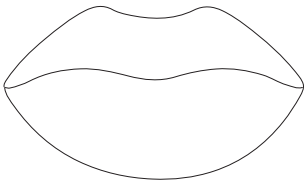
Style: Bolster Pillow

Dimensions: 32" x 16"

Filling: 50/50 Down/Feather

Usage: 30 sf (½ hide min. requirement)

KISS



Style: Kiss Pillow

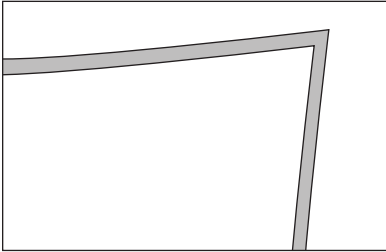
Dimensions: 26" x 15", ½" gusset

Filling: 50/50 Down/Feather

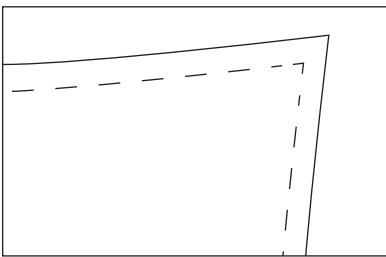
Usage: 25 sf (½ hide min. requirement)

PILLOWS

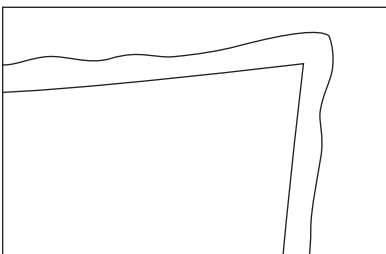
options




Stitch Style: Welt
Add option code to style code
"WS"= $\frac{1}{8}$ "
"WM"= $\frac{1}{4}$ "
"WJ"= $\frac{3}{4}$ "



Stitch Style: Saddle Stitch
Add "SS" to style code



Stitch Style: Flange
Add "FL" to style code
Please specify width



Filling: Dacron Filling
Add "DF" to style code

Filling: 80/20 Filling
Add "82" to style code