


MIRRORS

product overview



Glam, chic, classic — the Edelman mirror reflects it all.
Our custom, made-to-order mirrors bring your visions to life with surprising textures, and the inherent luxury of Edelman leather.

CONSTRUCTION

The frame is made from solid poplar and alder wood, backed by MDF with multi-directional z-clip mounting hardware. The mirror is ¼" thick. Seams are skived and top-stitched.

UPHOLSTERY

Available in Artisan, Big Foot, Scotch Grain, Shagreen, Stella, Sueded Buffalo Bull, and Wagon Lit.

STITCHING

Complimentary color is standard.

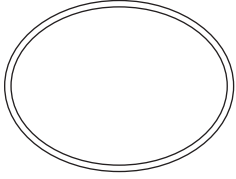
LEAD TIME

4 - 6 weeks.

MIRRORS

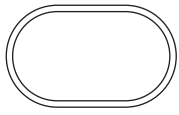
styles

MODERN ELLIPSE EFM10



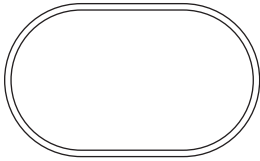
Style: Ellipse Mirror **Weight:** 70 lbs
Dimensions: 40 ¼"H x 53 ⅞ "W x 1 ⅝"D

RACETRACK OVAL, SMALL EFM11



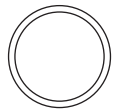
Style: Racetrack Mirror **Weight:** 32 lbs
Dimensions: 24"H x 40"W x 1 ⅝"D

RACETRACK OVAL, MEDIUM EFM12



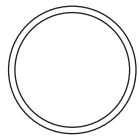
Style: Racetrack Mirror **Weight:** 68 lbs
Dimensions: 36"H x 60"W x 1 ⅝"D

ROUND, SMALL EFM14



Style: Round Mirror **Weight:** 28 lbs
Dimensions: 24" Diameter x 1 ⅝"

ROUND, MEDIUM EFM15



Style: Round Mirror **Weight:** 28 lbs
Dimensions: 30" Diameter x 1 ⅝"